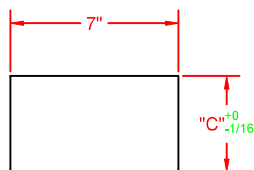
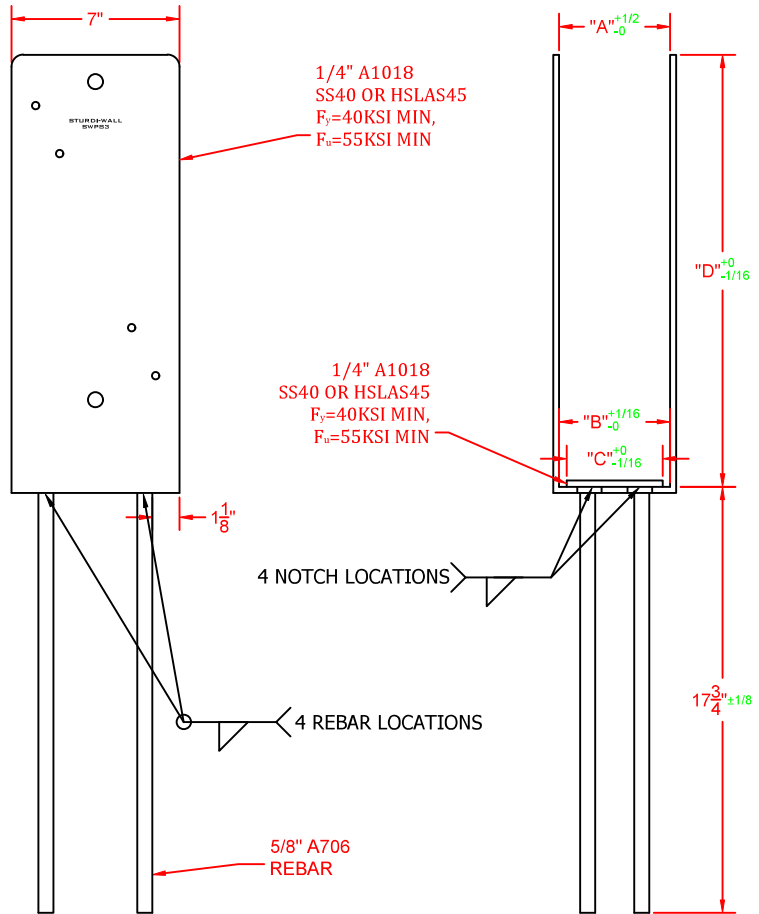
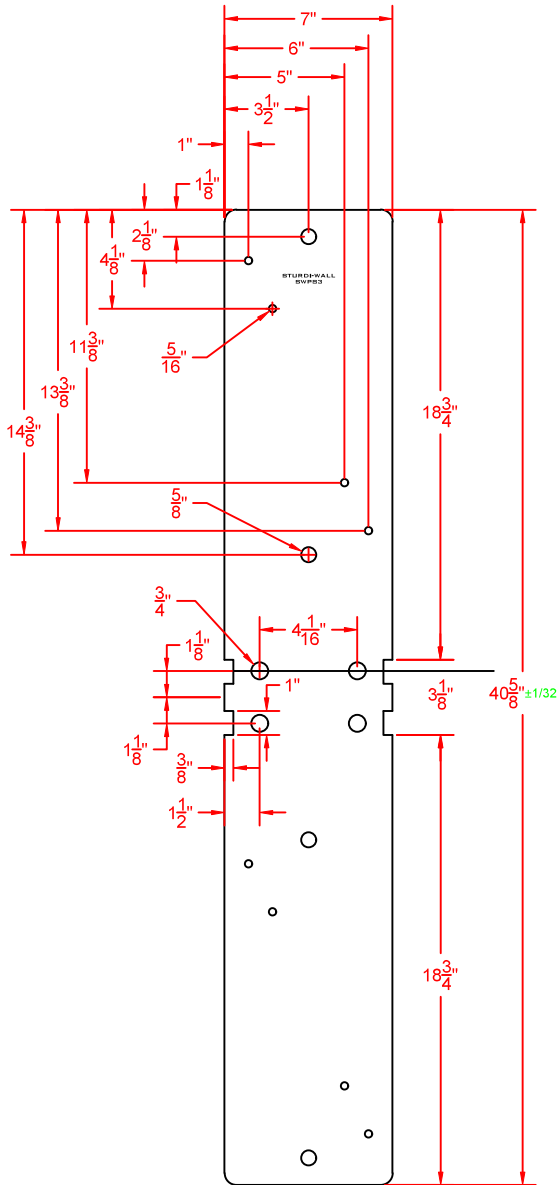


DIMENSION CHART				
	STD	GL	OT	RS
A	4 5/8"	4 3/16"	4 3/8"	N/A
B	4 5/8"	4 3/16"	4 3/8"	N/A
C	4"	3 3/4"	3 3/4"	N/A
D	17 63/64"	18 13/64"	18 7/64"	N/A

PLT QTY: 48
(6 LAYERS OF 8)



SERIES: SWP	TOLERANCES (EXCEPT AS NOTED)	
PART#: SWP83	DECIMAL: HOLES ± .015	DIMENSIONS ± .030
SCALE: 1 1/2" = 1'-0"	FRACTIONAL: ± 1/8"	ANGULAR: ± 1°
DRAWN BY: BRM	DATE: 11/17/2017	
REVISED BY: EB	DATE: 04/06/2020	(REV) 5
APPROVED BY: KD/BN	SHEET 1 OF 1	
PERMA-COLUMN, LLC		
THE INFORMATION HEREON IS THE PROPERTY OF PERMA-COLUMN, INC. WITHOUT WRITTEN PERMISSION, ANY COPYING, TRANSMITTAL TO OTHERS, AND ANY USE EXCEPT THAT FOR WHICH IT IS LOANED, IS PROHIBITED.		
STURDI-WALL PLUS COLUMN BASE 3-PLY 8" LAM COL		